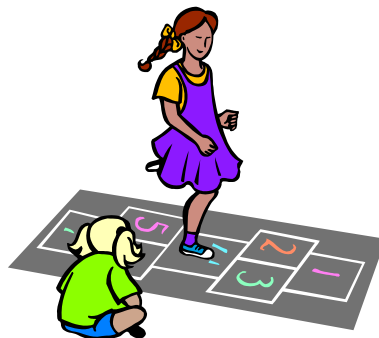



Ysgol Gwaelod y Garth School



Information Booklet Dosbarth Meithrin

Dear Parent/Guardian,

Welcome to Ysgol Gwaelod y Garth School. I'm sure that you and your child's time with us will be very happy.

I hope you find this booklet useful and will answer many of your questions.

Thank you from,
All the Early Years Staff

Staff

Nursery Teacher:- Mrs Alison Davies

Nursery Assistant:- Mrs D Thole, Miss S Ford

Contact Information

Ysgol Gwaelod y Garth School
Main Rd
Gwaelod y Garth
Cardiff
CF15 9HJ

Telephone:- 02920 810489

Fax number:- 02920

Email:- Headteacher@ysgolgwaelodygarthschool.cardiff.sch.uk

Arrangements for starting Meithrin

Your child is about to begin an exciting new chapter in his or her life and we endeavour to make it as easy an experience as possible.

There is a staggered entry for the children so that we can ensure that the groups of children are small enough for the staff to give them plenty of attention and help them settle.

We appreciate that it can be difficult for you as parents to leave your children when they are upset, but children settle much more quickly once you have left and they also need to adjust to being at Meithrin without you. If your child does not settle the school will contact you or you can call the school to ask how they are if you are worried. The staff do all that they can to help the children settle as they also dislike seeing the children upset.

Nursery Hours

Morning:- 9:00 - 11:30

Afternoon:- 1 - 3:30

It is important that you bring and collect your child from Meithrin on time. Please let us know if someone different will be collecting your child.

Please drop off your child and collect them from the Meithrin yard.

Parking



We allow parking on the school yard at the end of the morning session and at 3.30 but ask you to make every effort to walk to and from school when possible. In the mornings we operate a drop off system on the top yard where a member of staff will be on hand to take your child from the car and escort him or her into their class.

Help your child to settle by encouraging them to be independent - it gives them confidence.

It will help your child if they are able to:-

- Go to the toilet independently, pull the flush and then wash and dry their hands. (It is important that the children understand the importance of washing hands well so that germs that could make them ill are not passed on!)
- Look after their belongings, for example, putting their coat on the peg, recognising their coat.
- Dress themselves, for example, coat, jumper, socks and shoes after Physical Education.
- Recognise their name, for example on their peg, book.
- Tidy and take responsibility for toys and equipment like 'big children!' (they will be expected to do at school).
- Eat independently, for example, hold a cup correctly, use a knife and fork.
- Be courteous, friendly and sociable—it will help them to make friends and settle.



Drink and Snack

We provide milk and a healthy snack for the children on a daily basis and we therefore kindly ask for a contribution of £1 per week towards the cost. Please put the money in an **envelope with your child's name written on it** and give it to the teacher every Monday morning. It is very important that you let us know if your child has any allergies as the snack does vary.

Suitable Clothing



As a school we try to give the children interesting and hands on experiences, and to make full use of our environment.



To do this successfully we need your help and support!

- The children enjoy, remember and learn more from hands on, practical work so this means that on occasions **they will get dirty!**
- **Please ensure your child's name is on every item of clothing.** There is no doubt that even then clothes will be mixed up or lost but it will make our job much easier when trying to sort it out! Remember that the ink does tend to wash off and you will need to re-write the name occasionally.
- **Please send your child to school dressed appropriately for the weather.** We shall be going outside in all weather - rain, snow, wind, sun. We ask that the children leave wellies and a spare rain coat in school as in the right clothing no weather is inappropriate to go out in to learn.

Spare Clothes

Accidents do happen. We kindly ask that you send in spare clothes with your child every day in their bag.

School Uniform

You can order school uniform from Merlin Sports in
Treforest Industrial Estate
Phone: 01443 843431
Website: www.merlin-sports.co.uk



Illness and Absences

Please telephone the school and let us know if your child is ill. We do stress the need for good attendance, but it is much better to keep your child at home if they are unwell, especially if the illness could be passed on to others.

Medication



Due to the short time your child is in Nursery we will not be able to administer Medication. If your child has specific medical needs then please discuss this with the school.

Home and School Links

Co-operation between the school and home is very important and it is possible for you to help your child in a variety of ways. The best way to help your child is to encourage them and to **praise their efforts**.

If you have any concerns regarding your child we always encourage you to contact the school and make an appointment to discuss them. Every term we will send home a task to be completed at home by you and your child. The purpose of the task is for you to work with, and talk to your child about what you are both doing (not something for you to do after they have gone to bed!).

We will also send home a topic information sheet which gives an out-line of the terms work. It is only a rough guide as there is a range of abilities and ages in the class and class work is planned according to the children's daily development.



Autumn Term - Parents evening to discuss how your child has settled.

Spring Term - Parents evening and a chance for you to see your child's work.

Summer Term - A written report and an open evening to discuss any problems arising from the report.

Good Behaviour and Praise

- The staff will set a good example of how to treat others with respect and kindness. The children will be encouraged to do the same.
- Children are expected to be polite to others and to use "excuse me", "thank you", "please", "sorry".
- The children are taught how to, and are expected to treat all the class resources with care and to tidy after themselves.
- They are praised regularly for effort/ success/ good behaviour/ positive attitudes/ independence/ politeness/ kindness etc.

Discipline



Discipline is firm, fair and consistent.


Every child comes to Meithrin with a range of behavioural patterns but developing their Personal and Social skills is integral to their learning in the nursery class. They will learn many life skills:-

- How to share
- How to wait for your turn
- How to work through disagreements
- That they can't always have their own way
- How to show kindness and empathy towards others.

Please remember there will be incidents as children learn these skills but be assured that they will have been dealt with correctly and appropriately by the classroom staff.

If you or your child have concerns please speak to the class teacher.

Communication is essential and the school will speak to you if they have any concerns so that we can work together to overcome them.



Our Aims and Objectives in the Early Years

The Foundation Phase places great emphasis on children learning by doing. At Ysgol Gwaelod y Garth School our youngest pupils will be given opportunities to gain first hand experiences through play and active involvement. They will be given time to develop their speaking and listening skills and to become confident in their reading and writing abilities.

The indoor classroom and the immediate outdoor and woodland areas combine to form the learning environment to promote exploration and discovery through first hand experiences. They are fun, exciting, stimulating and safe and promote children's development and natural curiosity to explore and learn. The following seven areas of learning will be developed and we have suggested way in which you can help support your child's learning.

Language, literacy and communication skills

The children are encouraged to communicate through speaking, listening, writing, reading, creative play and role play. We encourage the use of the Welsh language throughout the school day activities.

How you can help:-

If you are worried about the Welsh language and how you can help please speak to your child's teacher. If your child shows an interest in writing call the letters by their sounds not names (please refer to sheet in the pack)

You will receive further information about forming letters from the teachers. There are suitable Welsh programmes on S4C. Be a positive model for learning , for example, show that you enjoy reading and that there is a reason why we need to learn to read and write.

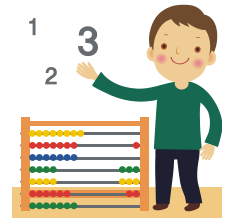


Mathematical Development

The children are given a range of practical activities in order to further their Knowledge, skills and concepts relating to shape, space, pattern, weight, measuring, number, money and volume.

How you can help:-

You can draw attention to mathematical skills during day to day life e.g. numbers on signs, counting steps as you walk, money when you go shopping. You could count and sort socks as you put them away and draw their attention to shapes around them.





Knowledge and understanding of the world

This area encompasses work on their homes and the surrounding area; selecting and using different materials; making decisions; solving problems; using different information sources; the concept of time; the seasons and food and where it comes from; people who help us; nature; history and geography.

How you can help:-

Draw attention to these things as the opportunity arises during day to day life. Discuss them simply if possible.



Physical development

A variety of activities help develop hand and eye co-ordination and fine motor skills, as well as whole body movement (gross motor skills).

How you can help:-

Children can develop their fine motor skills by using pencils, paint brushes, play dough, doing up buttons and bottle tops etc. Gross motor skills can be developed by throwing, catching and kicking a ball, jumping, climbing, peddling a bike etc.



Creative development

This area covers art and craft work (choosing and using a variety of materials and appreciating others work) ; music (singing, playing simple instruments, and listening to music); role play and imaginative play.

How you can help:-

By giving your child opportunities to use a variety of materials e.g. pencils, crayons, collage material, paint, scissors glue etc. Encouraging your child to sing and to listen to different types of music, and to use simple instruments to make their own music. Provide opportunities for your child to play imaginatively and to role play e.g. using dolls, dressing up clothes, old bags.



Personal and social development

Developing their relationships with others and as individuals. They will be given the opportunity to do this through their play and a variety of experiences and activities as individuals, pairs, groups and as a whole class. We encourage them to respect and communicate with others and to become confident, independent and responsible.


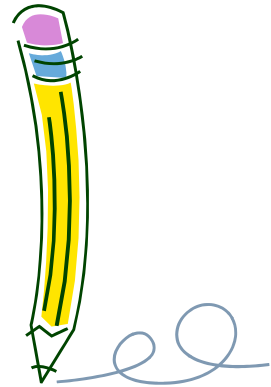
How you can help:-

Talk positively to them about friends, activities etc. Encourage them to be independent and responsible e.g. tidying toys, getting dressed, sharing with others.



Before your child begins to write they need to:-

- ◆ Develop strong muscles in the hand, arm, shoulders and core.
- ◆ Enjoy using a pencil and be able to use it correctly (never correct a left handed child)
- ◆ Notice small differences in similar pictures (letters can be very similar e.g. p, b, d)
- ◆ Follow a line with their finger
- ◆ Overwrite lines (straight and curved)
- ◆ Have lots of experience of and enjoy pretend writing



Before your child begins to read they need to:-

- Enjoy listening to stories and want to read
- Handle books correctly
- Talk about pictures
- Notice details and differences
- Find two pictures the same
- Know that print carries meaning
- Notice words in places other than books (labels on food, clothes, signs etc.)
- Know that a story is read from left to right and top to bottom
- Be able to copy and follow a sequence
- Recognise most sounds and blend sounds together



Every child develops at different times and in their own time.
We ask you to support your child but don't put pressure on them to read and write before they are ready.

Frequently Asked Questions

What are the advantages of my child being bilingual?

- Research shows that children who understand more than one language are able to think more flexibly and creatively
- There are economic advantages, as increasingly in Wales employers are asking for bilingual skills. This is true for all areas of Wales not just in the predominantly Welsh speaking parts of Wales
- Speaking another language opens doors of opportunity socially as well as economically.
- Bilingualism provides opportunities to experience two different cultures. You see aspects of Wales in a different way.
- Two languages—twice the choice!

Is Welsh a difficult language to learn?

No! In a supportive atmosphere any child can learn to speak Welsh. Learning a language is much harder for an adult!

Do children mix up the two languages?

- At the start a few children will use a mix of both languages, but they soon learn to separate them, and will use whichever language the person talking to them uses
- Research shows that speaking more than one language helps them learn and understand other languages
- Recent results also show that children receiving bilingual education tend to do better across the curriculum—including in English

I can't speak Welsh. How can I help my child?

- Support your child and show pleasure and pride in their ability to speak Welsh. If you feel confident enough try using some Welsh words, for example, colours and numbers
- Take an active interest in all aspects of your child's life and discuss what they have learned. It is good to reinforce what they have learned in Welsh by discussing in English
- Encourage any Welsh speakers you know to use the language with your child
- There are lots of other ideas on how to help your child within the handbook